

# GHANA

## Capital

Accra

## Ethnic Groups

Akan 45.7%, Mole-Dagbani 18.5%, Ewe 12.8%, Ga-Dangme 7.1%, Gurma 6.4%, Guan 3.2%, Grusi 2.7%, Mande 2%, other 1.6%

## Languages

Asante 16%, Ewe 14%, Fante 11.6%, Boron (Brong) 4.9%, Dagomba 4.4%, Dangme 4.2%, Dagarte (Dagaba) 3.9%, Kokomba 3.5%, Akyem 3.2%, Ga 3.1%, other 31.2%

## Religions

Christian 71.3% (Pentecostal/Charismatic 31.6%, Protestant 17.4%, Catholic 10%, other 12.3%), Muslim 19.9%, traditionalist 3.2%, other 4.5%, none 1.1%

## Population

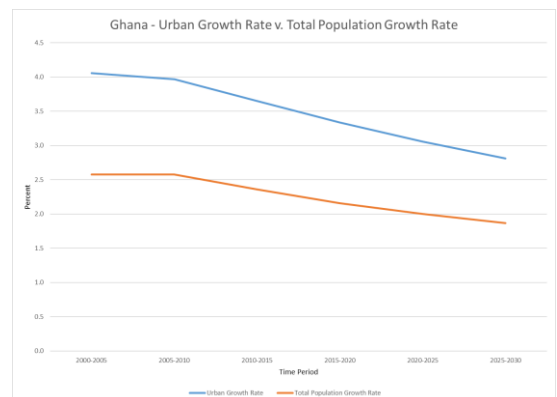
Total: 33.8 million  
Median age: 21.4 years  
Population growth rate: 2.19%  
Urban: 59.2%  
Rural 40.8%

## Fertility

Birth rate: 28.04 births/1,000 population  
Total fertility rate: 3.61 children born/woman  
Sex ratio of population: 0.95 male(s)/female

## Mortality

Death rate: 5.99 deaths/1,000 population  
Life expectancy at birth: 69.72 years  
Maternal mortality rate: 308 deaths/100,000 live births  
Infant mortality rate: 31.87 deaths/1,000 live births



# GHANA

## Migration

Net migration rate: -0.16 migrants/1,000 population

## Health

Current health expenditure: 4% of GDP

Physician density: 0.17 physicians/1,000 population

Adult obesity: 10.9%

Alcohol consumption per capita: 5.84 liters of pure alcohol

## Education

Education expenditures: 3.9% of GDP

Literacy: 79%

## Population Distribution

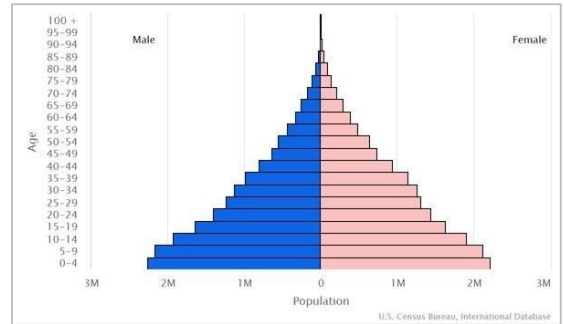
population is concentrated in the southern half of the country, with the highest concentrations being on or near the Atlantic coast

## Demographic Profile

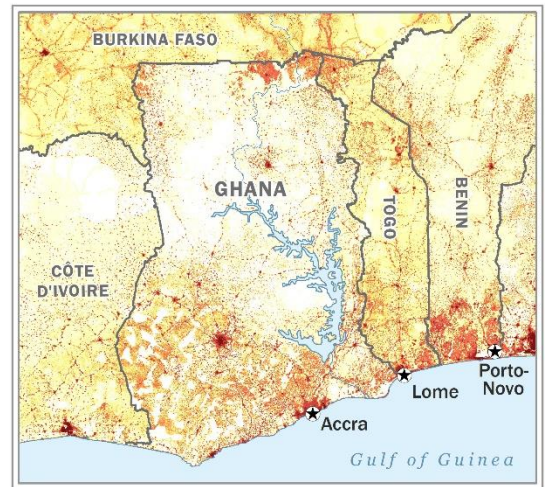
Ghana has a young age structure, with approximately 56% of the population under the age of 25 as of 2020. Its total fertility rate fell significantly during the 1980s and 1990s but has stalled at around four children per woman for the last few years. Fertility remains higher in the northern region than the Greater Accra region. On average, desired fertility has remained stable for several years; urban dwellers want fewer children than rural residents. Increased life expectancy, due to better health care, nutrition, and hygiene, and reduced fertility have increased Ghana's share of elderly persons; Ghana's proportion of persons aged 60+ is among the highest in Sub-Saharan Africa. Poverty has declined in Ghana, but it remains pervasive in the northern region, which is susceptible to droughts and floods and has less access to transportation infrastructure, markets, fertile farming land, and industrial centers. The northern region also has lower school enrollment, higher illiteracy, and fewer opportunities for women.

Ghana was a country of immigration in the early years after its 1957 independence, attracting labor migrants largely from Nigeria and other neighboring countries to mine minerals and harvest cocoa – immigrants composed about 12% of Ghana's population in 1960. During the 1970s, severe drought and an economic downturn transformed Ghana into a country of emigration; neighboring Cote d'Ivoire was the initial destination. Later, hundreds of thousands of Ghanaians migrated to Nigeria to work in its booming oil industry, but most were deported in 1983 and 1985 as oil prices plummeted. Many Ghanaians then turned to more distant destinations, including other parts of Africa, Europe, and North America, but the majority continued to migrate within West Africa. Since the 1990s, increased emigration of skilled Ghanaians, especially to the US and the UK, drained the country of its health care and education professionals. Internally, poverty and other developmental disparities continue to drive Ghanaians from the north to the south, particularly to its urban centers.

Age Structure



Population Distribution



Population per square kilometer

