

# MAURITIUS

## Capital

Port Louis

## Ethnic Groups

Indo-Mauritian (compose approximately two thirds of the total population), Creole, Sino-Mauritian, Franco-Mauritian

## Languages

Creole 86.5%, Bhojpuri 5.3%, French 4.1%, two languages 1.4%, other 2.6% (includes English, one of the two official languages of the National Assembly, which is spoken by less than 1% of the population), unspecified 0.1%

## Religions

Hindu 48.5%, Roman Catholic 26.3%, Muslim 17.3%, other Christian 6.4%, other 0.6%, none 0.7%, unspecified 0.1%

## Population

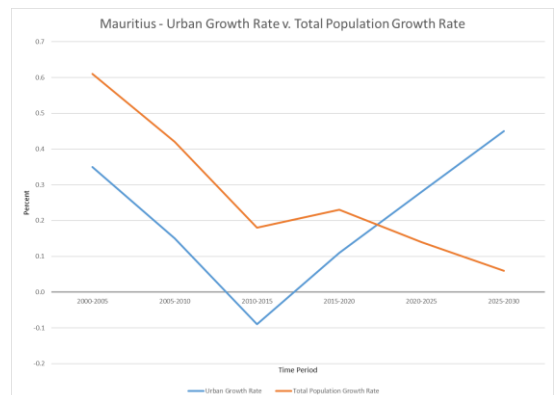
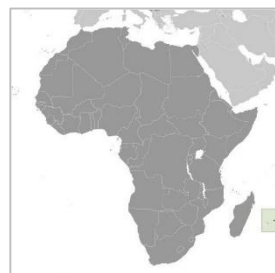
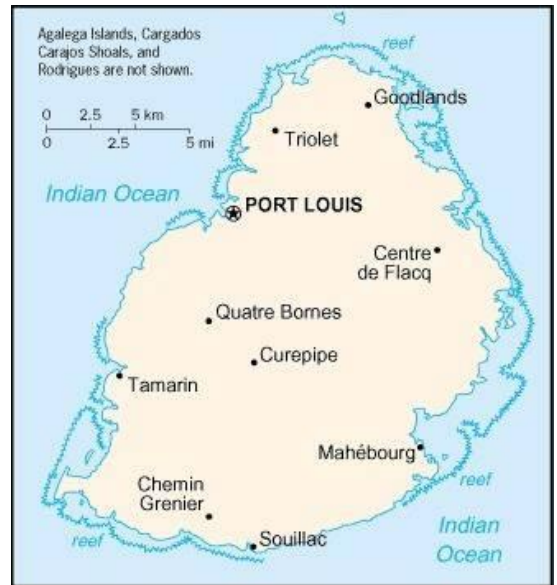
Total: 1.3 million  
Median age: 36.3 years  
Population growth rate: 0.09%  
Urban: 40.9%  
Rural 59.1%

## Fertility

Birth rate: 9.82 births/1,000 population  
Total fertility rate: 1.35 children born/woman  
Sex ratio of population: 0.95 male(s)/female

## Mortality

Death rate: 8.95 deaths/1,000 population  
Life expectancy at birth: 75.13 years  
Maternal mortality rate: 61 deaths/100,000 live births  
Infant mortality rate: 11.84 deaths/1,000 live births



# MAURITIUS

## Migration

Net migration rate: 0 migrants/1,000 population

## Health

Current health expenditure: 6.7% of GDP

Physician density: 2.71 physicians/1,000 population

Adult obesity: 10.8%

Alcohol consumption per capita: 3.39 liters of pure alcohol

## Education

Education expenditures: 4.9% of GDP

Literacy: 91.3%

## Population Distribution

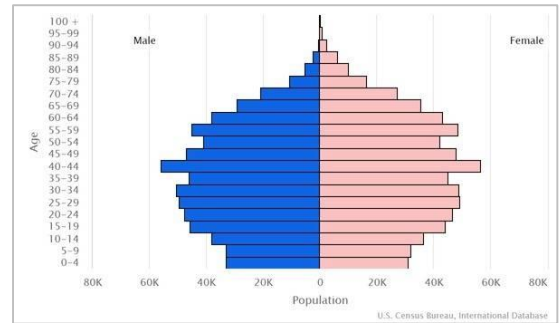
population density is one of the highest in the world; urban clusters are found throughout the main island, with a greater density in and around Port Luis; population on Rodrigues Island is spread across the island with a slightly denser cluster on the north coast

## Demographic Profile

Mauritius has transitioned from a country of high fertility and high mortality rates in the 1950s and mid-1960s to one with among the lowest population growth rates in the developing world today. After World War II, Mauritius' population began to expand quickly due to increased fertility and a dramatic drop in mortality rates as a result of improved health care and the eradication of malaria. This period of heightened population growth – reaching about 3% a year – was followed by one of the world's most rapid birth rate declines.

The total fertility rate fell from 6.2 children per women in 1963 to 3.2 in 1972 – largely the result of improved educational attainment, especially among young women, accompanied by later marriage and the adoption of family planning methods. The family planning programs' success was due to support from the government and eventually the traditionally pronatalist religious communities, which both recognized that controlling population growth was necessary because of Mauritius' small size and limited resources. Mauritius' fertility rate has consistently been below replacement level since the late 1990s, a rate that is substantially lower than nearby countries in southern Africa.

### Age Structure



### Population Distribution

